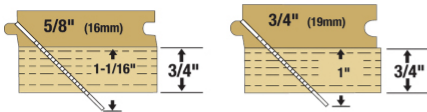


Cool Tools for Wood Flooring Installers

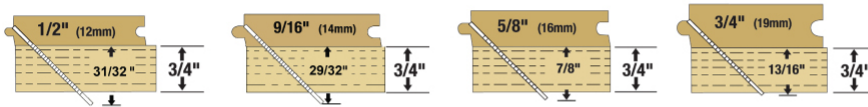
Cleat Depth Chart

This chart is to assist you in determining the proper length of Cleats or Staples to use for various thicknesses of floors. Approximate vertical penetration of the cleat under the hardwood floor is shown for each application. This is only a guide. Results should be tested in the field before proceeding.

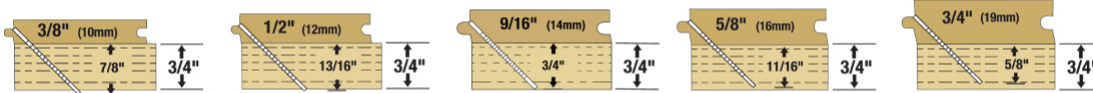
2" PowerCleats (16 Gauge) or 2" PowerStaples (15.5 Gauge)



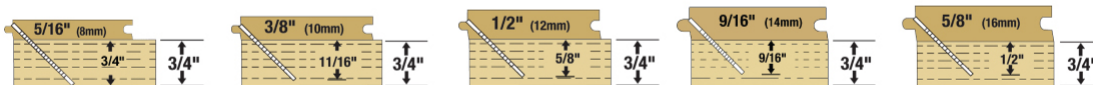
1-3/4" PowerCleats (16 or 18 Gauge) or 1-3/4" PowerStaples (15.5 Gauge)



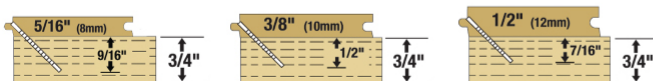
1-1/2" PowerCleats (16, 18 or 20 Gauge) or 1-1/2" PowerStaples (15.5 or 18 Gauge)



1-1/4" PowerCleats or 1-1/4" PowerStaples (18 or 20 Gauge)



1" PowerCleats or 1" PowerStaples (18 or 20 Gauge)



This chart demonstrates approximate depth of fasteners. Actual depths may vary based upon tongue profile / milling of the wood. It is recommended to consult with the wood manufacturer on suggested fastener lengths before installation.