



Bona CourtLines®

Technical Data Sheet

Bona CourtLines® paint is a high-solids, fast-drying, solvent based wood sport floor paint, manufactured specifically for use with both waterborne and oil-modified sport floor sealers and finishes. Available in fifteen vibrant primary colors, all CourtLines paints are blendable to achieve an endless array of custom colors. A low viscosity formula with excellent flow and levelling.

- Specifically formulated for sport gamelines, lettering and logos
- Use with Bona® waterborne or oil-modified finishes
- 15 vibrant colors, blendable for an unlimited possibility of custom colors
- Fast drying with 24 hour recoat
- VOC compliant
- Very low odor – does not contain Xylene
- High solids
- Low viscosity
- Excellent flow and leveling
- Available in quarts

Technical data

Physical Characteristics:

Ingredients – Alkyd resins, odorless mineral spirits, pigments, driers, titanium dioxide

Base Colors – Red, yellow, green, lt. blue, dark blue, orange, brown, black, white, gold, maroon, purple, lt. beige, gray, NC blue

Odor – Non-offending low odor

Solids – Colors: 47-51%; White: 66%

Flash Point – 100° F (TCC)

Density – Colors: 7.6-7.9 lbs./gallon; White: 11.1 lbs./gallon

US Regulatory VOC – Does not exceed 490 g/L

Stability – Two-year shelf life in unopened container

Packaging – 1-quart cans

Application Characteristics:

Coverage – 500-600 square feet per gallon (125-150 square feet per quart)

Leveling – Excellent

Drying Time – 24 hours before finish coats

Application Tools – Brush, roller

Recommended Use

- Basketball courts
- Multi-purpose gym, stage, aerobic, dance and yoga floors
- Volleyball courts
- Racquetball, squash and badminton courts

Directions

BEFORE USING, READ ALL DIRECTIONS AND SAFETY DATA SHEETS. KEEP OUT OF REACH OF CHILDREN.

FOR TECHNICAL ADVICE: Call Bona US at 800-872-5515

COMPATIBILITY: Bona CourtLines paint will adhere to most finishes and sealers after proper preparation and dry times. ALWAYS PREPARE A SAMPLE OR TEST AREA TO DETERMINE COMPATIBILITY. Bona CourtLines paints are blendable to achieve any custom color desired. Blending rather than tinting, maintains brightness and application characteristics.

SANDING AND PREPARATION OF NEW FLOORS: 1. Sand and prepare floor using MFMA-accepted methods. 2. Make your final cut with 100-120-grit paper. Screen with 100-grit or 120-grit screen or use a Bona MultiDisc and 80-grit or 120-grit Bona Diamond abrasives. 3. Vacuum thoroughly. 4. Tack thoroughly with mineral spirits, a slightly damp Bona SuperCourt® Microfiber Wet Tacking Pad, or a dry Bona SuperCourt Microfiber Tacking Pad. 5. Apply sealer and finish system (see finish directions).

THE BONA COURTLINES® PAINT SYSTEM: See sealer instructions for proper sequence of sealer, gamelines and finish coats.


RECOMMENDED APPLICATORS: RECOMMENDED APPLICATORS: 1/4" nap roller, brush

NOTE: Use separate, clean roller/brush for each color of paint.

MIXING INSTRUCTIONS: Remove lid and stir thoroughly before use. DO NOT THIN.

GAMELINES APPLICATION: See sealer instructions for proper sequence of sealer, gamelines and finish coats. Before applying gamelines, abrade the entire floor using 180 or 240-grit Bona Diamond

Finishing



Bona®



Bona CourtLines®

Technical Data Sheet

abrasives mounted on 1-2 Bona Conditioning Pads. Vacuum and tack thoroughly. Note: If paint will not be applied within 24 hours, the floor must be re-abraded to ensure proper adhesion. Tape gamelines according to MFMA specifications. Apply evenly with the grain of the wood, using a brush or 1/4"-nap roller. Apply a thin coat of paint at a rate of 500-600 square feet per gallon (125-150 square feet per quart). More than one coat may be needed. Apply second coat once first coat is dry to the touch (1-4 hours). **5.** Allow paint to dry 24 hours before coating with finish. Always abrade properly dried Bona CourtLines paint double-stacked Bona Conditioning Pads. Always vacuum, and tack thoroughly with water after abrading. Allow floor to dry 30 minutes. Apply finish coat within 24 hours.

NOTE: When working with more than one quart of the same color, intermix to ensure uniform color. When mixing a custom blend, be sure to mix enough paint for the entire job to ensure uniformity.

DANGER: RAGS, STEEL WOOL OR WASTE SOAKED WITH BONA ALL COURT MAY SPONTANEOUSLY CATCH FIRE IF IMPROPERLY DISCARDED. IMMEDIATELY AFTER EACH USE, PLACE RAGS, STEEL WOOL OR WASTE IN A SEALED, WATER-FILLED METAL CONTAINER.

Maintenance

CLEAN-UP: Clean application tools and equipment with mineral spirits.

STORAGE: Store at room temperature. Keep container closed when not in use. Do not store above 100° F (38° C). Do not transfer contents to other containers for storage and disposal. In case of spillage, absorb with inert material. Dispose of contaminated absorbent, container and unused contents in accordance with local, state and federal regulations.

Order Information




Light Blue
SC750051112
1 Quart




Red
SC750051113
1 Quart



Green
SC750051114
1 Quart



White
SC750051115
1 Quart



Black
SC750051116
1 Quart



Orange
SC750051117
1 Quart



Dark Blue
SC750051118
1 Quart



Yellow
SC750051119
1 Quart



Brown
SC750051120
1 Quart



Purple
SC750051154
1 Quart



Gold
SC750051155
1 Quart



Maroon
SC750051156
1 Quart



Gray
SC750051157
1 Quart




Light Beige
SC750051158
1 Quart



N.C. Blue
SC750051159
1 Quart

Finishing



Bona®